

# Mackenzie FuturePath Global Equity Balanced Portfolio

## Why invest in this fund?

- Bespoke all in one solution created exclusively for Primerica.
- Growth potential with volatility mitigation.
- Actively managed to optimize risk adjusted return potential.

## What does this fund invest in?

- The Fund seeks long-term capital growth and income by investing primarily in other mutual funds that invest in Canadian and foreign equities and fixed-income securities and other asset categories, although it may also invest in securities directly.
- The Fund's asset mix will generally range between 60%–90% equities and 0%–40% fixed-income securities.
- The Fund diversifies in terms of geographic exposure, equity factor exposure, sector exposure, company market capitalization, portfolio manager style, credit quality and duration.

## Benchmark

25% FTSE Universe 15% TSX Composite 60% ACWI

## Top 10 Holdings

As of Jul 31, 2024

Mackenzie US Large Cap Equity Index ETF	6.53%
Mackenzie Enhanced Fixed Income Risk Premia Fund Series R	3.84%
iShares Core MSCI EAFE ETF	3.53%
Vanguard Value ETF	2.49%
Apple Inc	2.19%
Microsoft Corp	2.14%
Province of Ontario 4.15% 06-02-2034	0.50%
Mackenzie US TIPS Index ETF (CAD-Hedged)	0.49%
Government of Canada 3.00% 06-01-2034	0.38%
Province of Quebec 4.40% 12-01-2055	0.25%

## Sector allocation

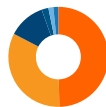
as of Jul 31, 2024



ETFs	15.8%
Fixed Income	14.2%
Information Technology	13.8%
Financials	13.4%
Industrials	8.1%
Other	6.7%
Consumer Discretionary	6.2%
Health Care	6.0%
Energy	5.7%
Materials	4.3%
Communication Serv.	4.2%
Cash & Equivalents	1.6%

## Regional allocation

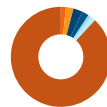
as of Jul 31, 2024



United States	49.7%
Canada	32.9%
Other	12.0%
United Kingdom	2.2%
Cash & Equivalents	1.6%
France	1.6%

## Credit allocation

as of Jul 31, 2024



AAA	1.6%
AA	2.5%
A	3.0%
BBB	2.2%
BB	0.1%
B	0.0%
CCC & Below	0.0%
NR	0.9%
Cash & Equivalents	1.6%
Equities	88.0%

## Fund management

### FUND DETAILS

<b>Asset class:</b>	Global Balanced
<b>Fund start date:</b>	June 22, 2022
<b>Risk tolerance:</b>	Low to Medium
<b>PFSL classification:</b>	Growth
<b>Total Fund Assets:</b>	\$77.17 million

### FUND CODES

Series	Prefix	Front End
PA	MFC	13714
PH	MFC	13717

### MANAGEMENT FEES

Series	Management fees	MER
PA	1.00%	1.36%
PH	0.75%	1.02%

### LAST PAID DISTRIBUTION

Series	Frequency	Amount	Date
PA	Annually	0.1519	Dec 22, 2023
PH	Annually	0.1740	Dec 22, 2023

### PORTFOLIO MANAGERS

#### Nelson Arruda

Mackenzie Multi-Asset Strategies Team  
Senior Vice President, Portfolio Manager, Head of Team

# Mackenzie FuturePath Global Equity Balanced Portfolio



## Compound net returns (%)

as of Aug 30, 2024

	Series PA%	Series PH%
1 Month	0.41	0.44
3 Month	5.18	5.27
6 Month	8.44	8.63
1 Year	17.91	18.32
Since inception (June 22, 2022)	14.43	14.83

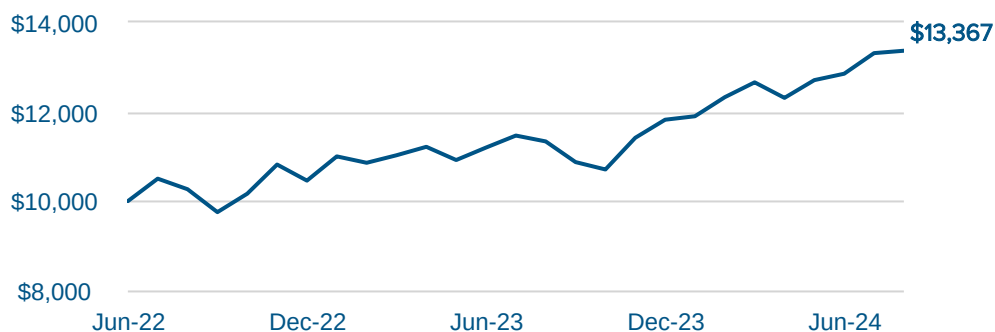
## Calendar year returns (%)

as of Aug 30, 2024

	Series PA%	Series PH%
2023	13.04	13.42
YTD	13.07	13.33

## Value of \$10,000 invested

as of Aug 30, 2024



**For Investor use only.** No portion of this communication may be reproduced or distributed to the public as it does not comply with investor sales communication rules.

Commissions, trailing commissions, management fees and expenses all may be associated with mutual fund investments. Please read the prospectus before investing. Mutual funds are not guaranteed, their values change frequently and past performance may not be repeated.



Scan here  
to learn more